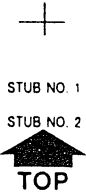


SAMPLE BALLOT

REGULAR ELECTION
CITY OF GAINESVILLE, FLORIDA
MARCH 16, 1999

OFFICIAL BALLOT
REGULAR ELECTION
CITY OF GAINESVILLE, FLORIDA
MARCH 16, 1999



D2

OFFICIAL BALLOT REGULAR ELECTION

CITY OF GAINESVILLE, FLORIDA
MARCH 16, 1999

(THIS STUB TO BE REMOVED BY ELECTION OFFICIAL)

CITY OF GAINESVILLE REGULAR ELECTION 3/16/99

REGULAR ELECTION
CITY OF GAINESVILLE, FLORIDA
MARCH 16, 1999

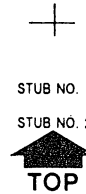
Gainesville City Commission District 2	Vote for One	
WALTER E. BALTZELL	➤	+
JOHN BARROW	➤	+
SUSAN CAMP	➤	+
MICHAEL T. DURHAM	➤	+
JOHN T. (For Thomas) HAUPT	➤	+

***Please Note:** John T. (for Thomas) Haupt has withdrawn his name from the ballot. Votes cast for him will not be counted.

END OF BALLOT

For further information,
to change your address,
or if you are interested in
working at the polls, please call
the Elections Office at 374-5252.

OFFICIAL BALLOT
REGULAR ELECTION
CITY OF GAINESVILLE, FLORIDA
MARCH 16, 1999



D3

OFFICIAL BALLOT REGULAR ELECTION

CITY OF GAINESVILLE, FLORIDA
MARCH 16, 1999

(THIS STUB TO BE REMOVED BY ELECTION OFFICIAL)

CITY OF GAINESVILLE REGULAR ELECTION 3/16/99

REGULAR ELECTION
CITY OF GAINESVILLE, FLORIDA
MARCH 16, 1999

Gainesville City Commission District 3	Vote for One	
PEGEEN HANRAHAN	➤	+
FRANK J. TILLMAN	➤	+

END OF BALLOT


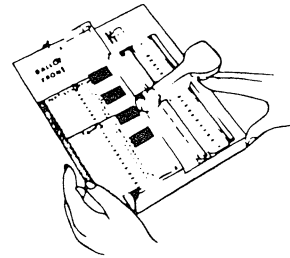
INSTRUCTIONS TO VOTER: HOW TO VOTE YOUR BALLOT CARD

STEP 1

Vote only one ballot card at a time. Slip ballot all the way into tray, UNDER clear plastic cover from left side of machine.

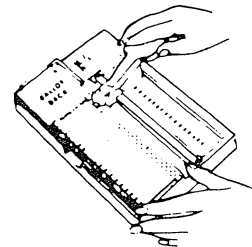
STEP 2

Move the chrome punch lever so that the red pointer is to the right of the candidate of your choice. Depress the lever which will punch out the cross + in the voting square to the right of the candidate's name. To vote on any proposition appearing on the ballot, PUNCH OUT THE CROSS + in the voting square to the right of the words "FOR" or "AGAINST". To vote for a qualified WRITE-IN candidate, write the person's name in the blank space provided for that purpose after the names of the other candidates for the same office and PUNCH OUT THE CROSS (+) to the right of the name you have written in, or your vote will not be counted.



STEP 3

Repeat Step 2 with each remaining ballot card. All distinguishing marks or erasures are forbidden and make the ballot void. If you make a mistake, tear or deface any portion of your ballot card, replace the card in the plastic ballot envelope and return to the election official for another ballot.



STEP 4

After you have completed voting, return the punch head to the top position. Place your ballot card(s) in the plastic envelope with the numbered stub(s) at the top and hand it to the election official, who shall then in the presence of the voter, remove the numbered stub(s). The voter may then personally deposit the voted ballot(s) in the ballot box or direct the election official to do so in the voter's presence.

